

NEXUDUS

Who's in? Stay contactless with Nexudus

Optimising the platform for phased re-opening

We will begin in 5 minutes in order to allow everyone to join the call.

Hosted by Matheus Matioli

Optimising the platform for phased re-opening

Overview

Goal

Contactless Check-In

- NexIO
- Access Control
- Wi-Fi


Reserving Desks

- Setting up Desks
- Booking them in blocks

Capacity Control

- NexClicker
- Dashboard

**Please enter your questions in the Q&A section and not directly on chat*



Optimising the platform for phased re-opening

Goal

Phased reopening and capacity control is been the guidance put forth by most governing bodies.

The goal of this webinar is to assist you with providing a contactless experience for your customers while allowing you to control the capacity of your space should you need to operate at a percentage of you normal capacity.



Optimising the platform for phased re-opening

Customer Apps



Passport by Nexodus is a companion app to the white-labelled platform to manage coworking and shared workspaces.

Admin Apps



NexIO is a companion app for your Nexodus account that lets you use an tablet device to collect visitor information, let members check in and promote and sell tickets for your events.



NexClicker lets you easily count people in and out of your building and display this information in your dashboard, members app and web portal.



Checking Customers In

Opening the space in tiered capacity phases may be the norm for some countries going forward as lockdown eases. As this will become the norm the ability to check them in contactlessly will also become the norm.

Important Note: Customers must have a valid pass in order to check-in

Customers:


- NexIO
- Access Control (Brivo and Salto are integrated into Passport)
 - Salto
 - Brivo
 - DoorFlow
- Wi-Fi

Visitors:

- NexIO



Demo Space A



Check-in

What is your quest...?

Member

Visitor



Tap your phone to check-in. [Click here to learn more](#)



Position your visitor QR code in front of the tablet camera to scan



Optimising the platform for phased re-opening

Reserving Desks

Create a resource to in order to control capacity of desks being used in flex spaces.

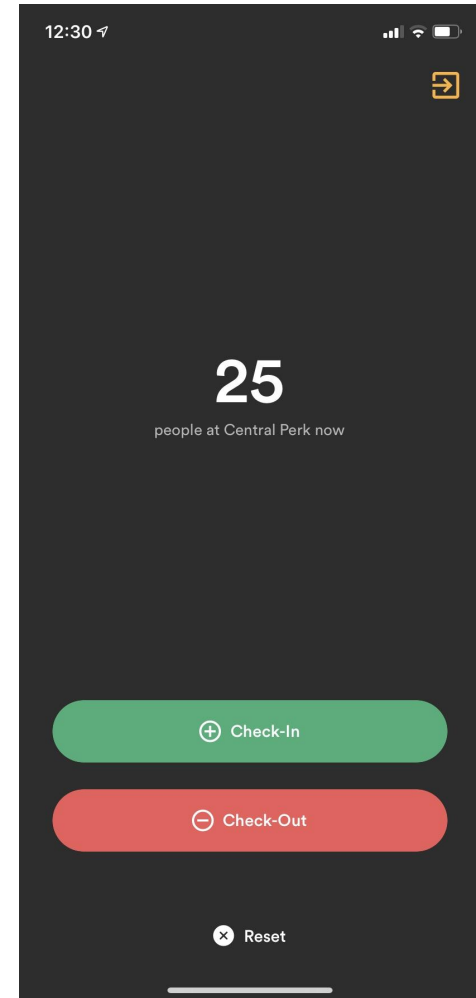
1. Create a new resource with a new resource type
2. Use the number of units in the rules to control how many desks are available to be booked
3. If you would like to control what times and by whom this resource can be booked we can set up rules to ensure these are met
4. The desk price can be set to 0 in order to prevent customers from being charged but allowing them to book ahead of time

Optimising the platform for phased re-opening

NexClicker

Use cases:

- Track only entrances that are not account for by check-in like cleaners, vendors, delivery personnel, etc...
- Track all entries into the space, in this instance you can also set a total capacity.



Dashboard



You have 1 important notification. [Click on here to view them.](#)

Dashboard **Central Perk**

[General](#) | [Memberships](#) | [Finance](#) | [Occupancy](#) | [Bookings](#) | [CRM](#)



0

Bookings today



£21k

Unpaid Invoices



0

Contracts ending



0

Contact messages



0

Expected visitors today



2

Checked in customers



25

Counted users



3

Help desk messages

NEXUDUS

Get started today

sales@nexudus.com

www.nexudus.com